

SAFETY SOLUTIONS FOR TRUCK & TRAILER

Experienced. Dedicated. Authentic.



LEARN MORE @ [SFTRUCKANDTRAILER.NET](https://www.sftruckandtrailer.net) OR CALL: 800.323.7424

SAFE  FLEET
Driving Safety Forward™

BRANDS YOU TRUST TO GET IT DONE

As the trusted fleet safety experts, Safe Fleet Truck & Trailer brings together the brands you trust with the team you know. Our commitment to bring you products and solutions that deliver innovation, value, and safety continues to be our mission. We're setting a higher standard and sacrificing nothing to bring you the next innovation before it becomes the industry norm.



Temperature Control – Your customers demand their products are transported and delivered at the proper temperature, and our insulated bulkheads, center divide systems, curtains, and pallet covers and containers can make sure that happens.



Access – Ensure your team can easily and safely enter and exit the vehicle with slip-resistant walkramps, platforms, steps, ladders, and grab handles.



Video and Camera Solutions – We make the roads a safer place by providing drivers with the highest quality and most personalized video technology for vehicle safety solutions.

BRANDS YOU TRUST



TABLE OF CONTENTS

Randall Insulated Bulkheads

Keep Your Cool in Transit 4

Randall Insulated Bulkheads..... 5-6

Insulated Bulkheads Customization 7

Randall Center Divide Systems

Right Down the Middle 8

Center Divide System 9

Randall Trailer Curtains

Conserve and Protect 10

Rear Trailer Curtain Lineup 11-12

Trailer Side Curtain Lineup..... 13

Insulated Covers & Containers

Protect your perishable and temperature-sensitive products 14

Insulated Pallet Covers, Blankets & More..... 15

Insulated Bags 16

Durable Insulated Container 17

Walk Ramps

Jump to the Task, Not the Ground 18

Walk Ramps..... 19-23

Platforms, Steps & Ladders

Bustin & Randall Platform Specifications 24

Platforms 25-27

Steps 28

Ladders..... 29

Last Mile Delivery

Smart Safety Solutions for Last Mile Delivery 30

FoldPro Shelving..... 31


Rear View Safety

Know What's Going on Around You..... 32

Camera & Video Solutions..... 33

Safe Fleet Brand Locations

Brand Locations & Service Centers 34-35



INSULATED BULKHEADS

Keep Your Cool in Transit

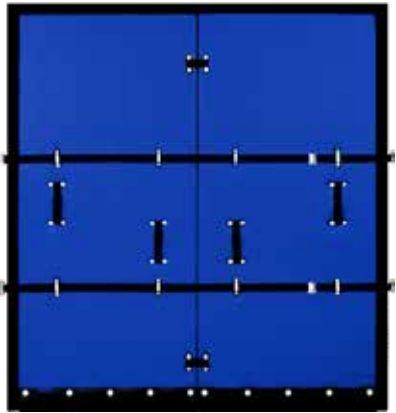
Randall Temp Control bulkheads provide you with solutions that we have been perfecting for nearly 30 years. There are a variety of highly-engineered configurations and solutions to handle multi-zone climates in a single load, or keep outside temps away from your sensitive cargo. As part of the Safe Fleet offering, we bring you innovation, engineering and value.

The Safe Fleet Difference:

- **Ballistic nylon perimeter seals, UHMW skid guards, and recessed hardware**
BH2000 includes one-of-a-kind modular design with superior life, replaceability and durability.
- **3” closed cell foam**
Barrier against heat transfer to maintain proper temperatures.
- **Antimicrobial vinyl technology**
All vinyl bulkheads are treated to stop bacteria in its tracks.
- **Lightweight for easy moves and transfers**
At 60-lbs, CoolGuard bulkhead is easy and move and transfer.



RANDALL INSULATED BULKHEADS



BH2000

The insulated bulkhead with the best perimeter seal on Earth!

One-of-a-kind Modular design that has superior life, replace-ability and durability. Ballistic, aka Toughest Nylon Perimeter Seals. The Strongest Skid Guard available, with recessed hardware.

CORE	EXTERIOR	SEALS & HARDWARE
<ul style="list-style-type: none">▪ 3” closed cell foam▪ Superior insulation▪ Water Resistant	<ul style="list-style-type: none">▪ Blue, 18 oz vinyl▪ Skid Guard: 9” or 12” UHMW upgrade available▪ Replaceable Ballistic nylon perimeter seals	<ul style="list-style-type: none">▪ Recessed hardware prevents damage▪ Ballistic nylon center hinge and perimeter seals are replaceable



COOLGUARD

Light on weight, strong on performance.

Light weight, easy to move and transfer. The Fiberglass Stiffening Rods are optimized for structural integrity. Double reinforced, double laminated with a smooth surface.

CORE	EXTERIOR	SEALS & HARDWARE
<ul style="list-style-type: none">▪ Water Resistant▪ 3” closed cell foam▪ Vertical stiffening rods, 2 per half, 4 per bi-fold	<ul style="list-style-type: none">▪ Blue, 18 oz vinyl▪ Skid Guard: 9” or 12” UHMW upgrade available▪ Antimicrobial protection treated vinyl	<ul style="list-style-type: none">▪ Recessed hardware prevents damage▪ Antimicrobial protection treated vinyl proven to stop bacteria in its tracks

RANDALL INSULATED BULKHEADS

INSULATED BULKHEADS CUSTOMIZATION



Z SHAPE

Odd or even pallets, the Z shape conforms in a snap.

High performance features. Superior perimeter seals, skid guard and hardware. Slick Z Shape design conforms to odd pallets. The “Z” converts to a traditional transverse design for even pallets.

CORE	EXTERIOR	SEALS & HARDWARE
<ul style="list-style-type: none">Closed cell foamSuperior insulation valueWater Resistant	<ul style="list-style-type: none">Blue, 18 oz vinyl10” UHMW skid guards; one piece extruded constructionReplaceable Ballistic nylon perimeter seals	<ul style="list-style-type: none">Recessed hardware prevents damageBallistic nylon center hinge and perimeter seals are replaceable



VERSAFIT

One size can fit all with VersaFit.

3” compression to meet varying trailer heights. Accordion Hinge, that can accommodate up to 2” width variances. Flexible Skid Guard, laminated smooth with no fasteners to catch.

CORE	EXTERIOR	SEALS & HARDWARE
<ul style="list-style-type: none">Vertical stiffening rods, 2 per half, 4 per bi-fold3” closed cell foamWater Resistant	<ul style="list-style-type: none">Blue, 18 oz vinylFlexible skid guardFlexible, UniSeal top for height adjustmentAdjustable center accommodates width adjustment	<ul style="list-style-type: none">Logistic straps and handles, standardReinforced hinges, standardAdditional options available



DELIVERY VAN

We fit all delivery van body makes, models, and sizes.

One-of-a-kind modular design, superior life, replaceability, durability. Ballistic, aka Toughest, Nylon Perimeter Seals. Custom manufactured for every make and model.

CORE	EXTERIOR	SEALS & HARDWARE
<ul style="list-style-type: none">3” closed cell foamSuperior insulating valueWater Resistant	<ul style="list-style-type: none">Blue, 18 oz vinylReinforced hinge and strain relief strapsBallistic nylon perimeter seals	<ul style="list-style-type: none">Replaceable Ballistic nylon perimeter sealsTwo handles, standardOptions for customization available

CUSTOMIZATION CHECK LIST (✓)

	360° HINGE	FAN	RETURN AIR VENT	STD VENT	UNISEAL	WALK THROUGH DOOR	E OR F STRAPS	RIBS	WHEEL WELL CUT-OUT
BH2000	✓	✓	✓	✓	✓	✓	✓	✓	---
COOLGUARD	✓	✓	✓	✓	✓	---	✓	---	---
Z SHAPE	✓	✓	✓	✓	✓	---	✓	---	---
VERSAFIT	✓	✓	✓	✓	---	---	✓	---	---
DELIVERY VAN	✓	✓	✓	✓	---	✓	✓	---	✓



360° Hinge



Fan



Return Air Vent



Standard Vent



UniSeal



Walk Through Door



E or F Straps



Ribs

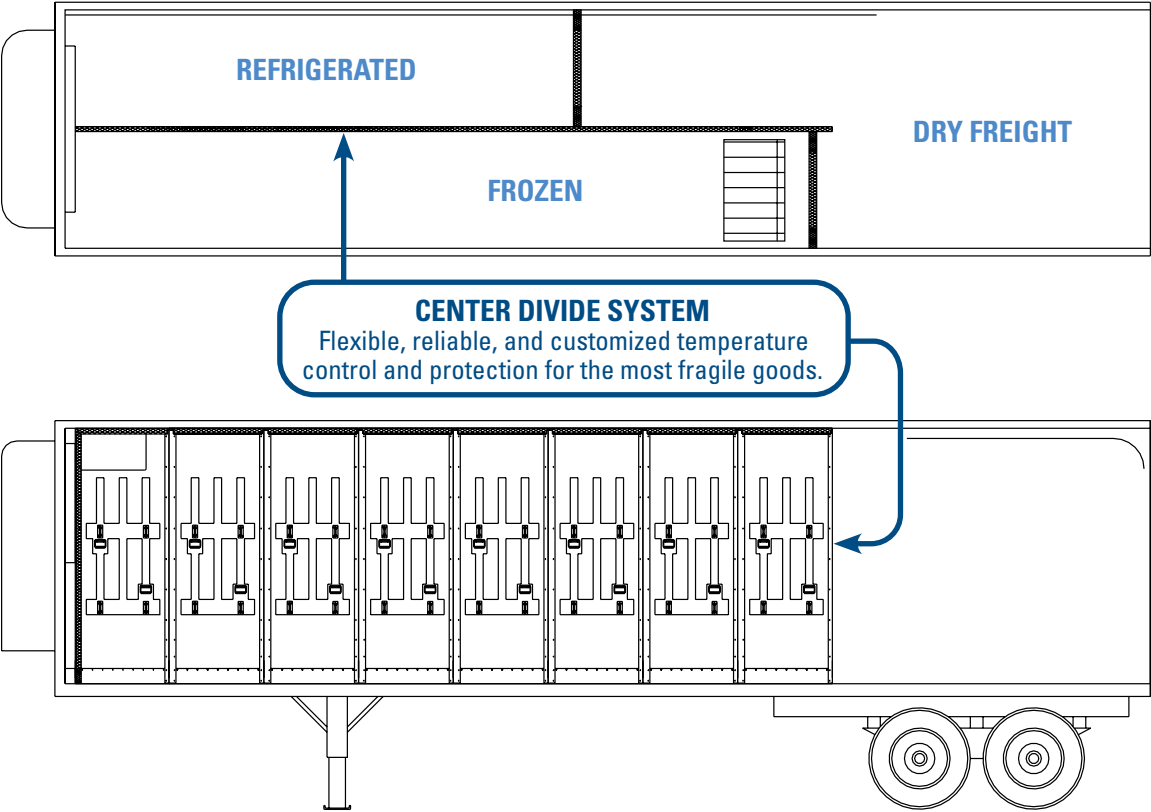


Wheel Well Cut-Out

CENTER DIVIDE SYSTEMS

Right Down the Middle

Randall Center Divide Systems offer flexibility to divide the trailer down the center with ABS, or lightweight panels to create as many as three distinct temperature zones and an ambient area. Dividing the trailer into zones helps protect your bottom line while protecting temperature-sensitive goods during transit.



ABS Center Divide System

- Standard Center Divide System that tackles air flow, durability and ease of configuration.
- Fit and function come together with its HDPE male/female side rails, ballistic nylon seals, and UHMW skid guards.
- Exterior also features recessed airflow channels, one-piece bottom extrusion, and no catch, recessed hardware.
- Optional customizations to best fit your needs, including, ratchet or hydraulic load bar, half bulkheads, return air bulkhead, air diverter, 6' or 9' high impact plate, optional aluminum reinforcement on the last panel.
- Ideal for many day-to-day multi temp applications.



CoolGuard Center Divide System

- Innovative design is 20% lighter than comparable systems, making it easier and safer for drivers to move, transfer and install panel.
- First and last panels can be reinforced to withstand damage from machinery that commonly comes in contact with the system, like forklifts and material moving equipment.
- Ultra-durable material is proven to stand up to the job under robust testing.
- More cost effective solution creates greater cost savings while continuing to provide the flexibility to divide a trailer down the center and optimize space.



Durable
Impact-resistant composite, ballistic nylon seals and UHMW skid guards.



Customized
Standard or custom sized panels, available in optional lightweight material, configured to meet your requirements.



Efficient
Recessed airflow channels efficiently move air throughout the system.

REAR & SIDE CURTAINS

Conserve and Protect

Our trailer curtains keep cold air in and warm, humid air out to help protect your inventory. They also keep dust, insects, and debris from entering the trailer through rear and side doors. Containing cool air reduces refrigeration unit run time, fuel usage, and maintenance—leading to longer trailer life and cost savings. Loading and unloading is fast and easy, minimizing disruptions to your delivery route.



Rear Trailer & Trailer Side Curtains:
Customized to fit the needs of your delivery route

- **Superior thermal barrier**
Built from commercial grade materials to keep cargo temperatures in place.
- **Unbeatable selection**
Variety of curtain options for rear and side doors, including roller, rear pull down, quick release, gravity, and strip curtains.
- **Windows**
Trailer curtain windows let the light shine through for increased safety.
- **User-friendly designs**
Roller tracks, Velcro straps, locking brackets, and more make these the driver-preferred trailer curtains.



REAR ROLLER CURTAIN (RRCV)
Rolls off the side to keep you moving

Roller Track rolls from side to side for easy loading and delivery. The Tie-Back Straps allow you to secure the curtain to the wall. Extra Low Temp Windows are also available.

EXTERIOR	HARDWARE & SECUREMENT	OPTIONS
<ul style="list-style-type: none">▪ 18 oz commercial grade vinyl▪ Trimmable vinyl sweep▪ 22" x 52" clear view window▪ Opens in center	<ul style="list-style-type: none">▪ Roller track and side brackets included▪ Chain-weighted for stability▪ Velcro® tabs secure curtain to sidewall	<ul style="list-style-type: none">▪ Center magnets▪ Velcro® straps▪ Extra Low Temp Window includes insulated core for applications down to -20 degrees



QUICK RELEASE CURTAIN
The curtain releases without tearing

Stationary or Movable mounts accommodates all types of door systems. Break-away Grommets have 150 pound tear strength; easily reinstalled. Chain Weighted prevents curtain from sailing in all types of weather.

EXTERIOR	HARDWARE & SECUREMENT
<ul style="list-style-type: none">▪ 18 oz commercial grade vinyl▪ 150 pound tear strength to disengage the curtain▪ 22" x 52" clear view window▪ Trimmable vinyl sweep	<ul style="list-style-type: none">▪ Galvanized steel pipe and side brackets included▪ Stationary or movable mounts available▪ Chain weighted for stability▪ Secured to side logistic track with magnets▪ Extra low temperature window

REAR TRAILER CURTAIN LINEUP



REAR PULL DOWN CURTAIN
Easy up, easy down, locks in place

Easy to install integrated wall brush assembly. Clear View Window lets the light shine in. The Two Pull Straps for ground & loading dock operation.

EXTERIOR	HARDWARE & SECUREMENT	OPTIONS
<ul style="list-style-type: none">18 oz vinyl22 oz trimmable vinyl sweepClear view windowTwo pull strapsAccommodates swing & roll up door applications	<ul style="list-style-type: none">Integrated side wall brush assemblyLocking brackets secure curtain in stowed positionHi-visibility orange guard bar protects curtain from frontal damage	<ul style="list-style-type: none">Retractable designTight perimeter seals provide superior temp controlEasy installation with minimal components



REAR STRIP DOOR CURTAIN
Economical. Effective. Versatile.

Overlapping design prevents leakage. Fixed PVC Strips part easily and come back quickly. Custom Made & Replaceable, fits each door's dimensions; individual strips are replaceable.

WHAT'S INCLUDED	CONFIGURATIONS	OPTIONS
<ul style="list-style-type: none">Overlapping, custom-cut pvc strips, & mounting hardwareCan be used with conventional roll-up doors or swing doors	<ul style="list-style-type: none">Variety of configurations - fixed, pivoting, removable strip doors	<ul style="list-style-type: none">Optional Hard Wire and Low Temp strips provide additional protection

TRAILER SIDE CURTAIN LINEUP

SIDE ROLLER CURTAIN (SRCV)

SRCV moves from side to side on rollers

The Roller Track rolls from side to side for easy loading and delivery. The Velcro® wall tabs can easily be pushed aside and secured to wall. The curtain also has a large clear view window included.

EXTERIOR	OPTIONS
<ul style="list-style-type: none">18 oz commercial grade vinylTrimmable vinyl sweepRoller track and side brackets includedChain-weighted for stabilityVelcro® tabs secure curtain to sidewall	<ul style="list-style-type: none">Extra low temperature windowWeb straps or e-clips to secure the curtain to the sidewall



GRAVITY CURTAIN

May the force of gravity be with you - at the side door

Split Pane Windows lets the light shine in. Track mounted on an incline, automatically closes behind driver. The Velcro® Wall Mounts easily secures to wall.

EXTERIOR	HARDWARE & SECUREMENT
<ul style="list-style-type: none">18 oz commercial grade vinyl22 oz trimmable vinyl sweep22" x 52" extra low temperature split-pane windows	<ul style="list-style-type: none">Hardware and trolley system includedFastens to sidewall with Velcro®Chain weighted to prevent sailingCurtain and hardware weigh 25 lbs



SIDE DOOR STRIP CURTAIN

Economical. Effective. Versatile.

The curtains are Custom Made & Replaceable and fit each door's dimensions; individual strips are also replaceable. Fixed PVC Strips part easily and come back quickly. The Overlapping design prevents leakage.

WHAT'S INCLUDED & OPTIONAL
<ul style="list-style-type: none">Overlapping, custom-cut pvc strips, and mounting hardwareOptional Hard Wire and Low Temp strips provide additional protection



INSULATED COVERS & CONTAINERS

Protect your perishable and temperature-sensitive products

When the name of the game is keeping perishable, heat-sensitive products cool – Randall’s insulated bags, insulated pallet covers and insulated containers are the smart choice. Ice cream, fruits and vegetables, prepared meals and pharmaceuticals stay cool and protected during transit or while sitting on a dock.

Three types of product to choose from:

- **Insulated Pallet Covers, Blankets, and Cart Covers**

Randall Temp Control insulated pallet covers and thermal blankets provide an effective barrier to keep product temperatures stable during transit or while sitting on a dock.

- **Insulated Bags**

They are known in the industry as Ice Cream Bags. In reality, Randall Temp Control insulated bags are multi-purpose powerhouses – ideal for transporting temperature-sensitive items such as ice cream, fruits and vegetables, prepared meals, and pharmaceuticals.

- **Durable Insulated Containers**

Durable Insulated Containers from Randall keep temperature-sensitive products at the proper temperature and preserve product quality.



INSULATED PALLET COVERS, BLANKETS & MORE!



Pictured: 48" pallet cover, standard material

INSULATED PALLET COVERS, BLANKETS & CART COVERS

Protect your perishable and temperature-sensitive products

Maximum Thermal Protection protects pallet loads of temperature-sensitive or perishable products. Our Commercial Velcro® Strips secure binding and durable materials. Reusable & Washable stores flat and easy to keep clean.

STANDARD MATERIAL	HEAVY-DUTY MATERIAL	SIZES
OUTER SHELL:	OUTER SHELL:	BLANKETS:
400 denier nylon, polyurethane coated	600 denier polyester, polyurethane coated; 1000 denier nylon polyurethane coated available	72" x 72", 72" x 96", 96" x 96", 96" x 120"
CORE:	CORE:	CART COVERS:
Polyester fiberfill insulation – 1 oz/ sq. ft	Polyester fiberfill insulation – 1 oz/ sq. ft. with polyethylene bubble covered on both sides with aluminum foil facing	Custom
R- VALUE:	R-VALUE:	DRUM COVERS:
R-3 per inch	R-4 per inch	Custom
CLOSURE:	CLOSURE:	PALLET COVERS:
Commercial Velcro®	Commercial Velcro®	36" high, 48" high, 60" high, 72" high
COLOR:	COLOR:	
Navy blue	Black	

INSULATED BAGS



INSULATED BAGS

Transport ice cream... and a whole lot more

No Rips or No Tears! The heavy-gauge 600 denier nylon exterior and mega-tough ballistic nylon bottom. Layers upon layers of insulation and high-density foam.

SIZES	SPECIFICATIONS	OPTIONS
		
<ul style="list-style-type: none">IC - 2: holds two 3-gallon ice cream drums, 20" x 11" x 11"IC - 4: holds four 3-gallon ice cream drums, 20" x 11" x 22"IC - 6: holds six 3-gallon ice cream drums, 30" x 11" x 22"Custom sizes available	<ul style="list-style-type: none">Outer shell: 600 Denier nylon with a Ballistic nylon bottomCore: high density foam covered with washable vinylClosure: zippered lid with heavy-duty Velcro®Color: black	<ul style="list-style-type: none">Document pouchLogoAdditional handles and strapsTemperature probe pockets

DURABLE INSULATED CONTAINERS



DURABLE INSULATED CONTAINERS

Insulated, reusable, high impact containers

FLX-Seal® Door has a unique hook and Loop Seal. The container is made of an FDA approved High Impact Polyethylene. The optional Dry Ice Tray has a 60 pound capacity. The container is made with a one piece seamless construction.

CHEST STYLE MODELS

MODEL	INTERIOR DIMENSIONS	EXTERIOR DIMENSIONS
HR11P2-LC	36.5" x 21" x 24"	43" x 27.5" x 39.5"
HR27P	41" x 37" x 29"	18" x 43" x 40.5"
HR30P	41" x 37" x 31"	48" x 43" x 41.5"
HR32P	41.5" x 37" x 36"	47.5" x 43.5" x 49"

UPRIGHT STYLE MODELS

MODEL	INTERIOR DIMENSIONS	EXTERIOR DIMENSIONS
HR28P-DC	42" x 21" x 50"	48" x 27" x 65"
HR54P	42" x 34" x 64"	48" x 40" 77"

WALK RAMPS

Jump to the Task, Not the Ground

Anywhere secure footing and stability are crucial to job performance, you can count on our slip-resistant walk ramps to help you get it done safely. Our products are made to handle the demands of the delivery world by industry-leading brands ROM., and Randall. They help drivers and operators avoid injury on the job while improving overall efficiency and productivity.

The Safe Fleet Difference:

- **Safe access to rear and side doors**
Allows drivers to safely access the trailer by attaching to the trailer floor or side-door platforms with standard attachments.
- **Self-cleaning walk surfaces**
Open design prevents debris build up on the walk surface.
- **Corrosion resistant materials**
Ramps are constructed to withstand the elements.
- **Aggressive slip resistant surface**
All weather ramp surface provides aggressive traction across the entire ramp width enhance delivery speed and productivity.



WALK RAMPS



LIFT ASSIST OPTIONS



HIGH TRACTION ALL-WEATHER WALK SURFACE



CONTINUOUS WALK SURFACE

RANDALL STRAIGHT WALK RAMP

Highly engineered, ultra-durable, safety walk ramp

Features include an Extruded 6061 aluminum alloy, Randall’s signature aggressive walk surface, replaceable and repairable panels. Options include the two Lift Assist to meet varying deck heights; open and fully enclosed carrier.

SPECIFICATIONS								
NOMINAL RAMP LENGTH	RAMP WIDTH AT WIDEST PT (APRON)	RAMP WIDTH (OD)	USABLE WIDTH	RAMP HEIGHT	RECOMMENDED DECK HEIGHT	APPROX WEIGHT	APPROX WT WITH LIFT ASST	LOAD CPTY
16’ (Wide Ramp)	31 5/16”	31”	29 5/8”	4 5/8”	56”-66”	145 lbs.	175 lbs.	1,000 lbs.
16’	26 1/4”	25 7/8”	24 1/2”	4 5/8”	56”-66”	125 lbs.	155 lbs.	1,000 lbs.
14’	26 1/4”	25 7/8”	24 1/2”	4 5/8”	46”-55”	112 lbs.	143 lbs.	1,000 lbs.

WALK RAMPS



ERGONOMIC HANDLES



REVERSIBLE PANEL DESIGN



LIFT ASSIST OPTION

ROM ROADWARRIOR™ WALK RAMP

Time-tested, reversible, ready-to-get-to-work walk ramp

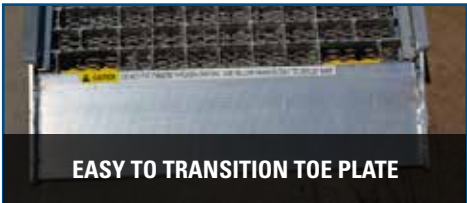
Features include a lightweight cast-magnesium grating, aluminum side rails, steel bolted fasteners construction, reversible panel design and walk surface featuring traction nubs with a staggered pattern.

Options: Lift Assist, and open and fully enclosed carriers.


SPECIFICATIONS						
NOMINAL RAMP LENGTH	RAMP WIDTH	USABLE WIDTH	RAMP HEIGHT	RECOMMENDED DECK HEIGHT	APPROXIMATE WEIGHT	LOAD CAPACITY
16'	25 7/8"	24 1/2"	4 5/8"	57"-64"	127 lbs.	1,000 lbs.
14'	25 7/8"	24 1/2"	4 5/8"	47"-56"	115 lbs.	1,000 lbs.
12'	25 7/8"	24 1/2"	4 5/8"	39"-46"	98 lbs.	1,000 lbs.
10'	25 7/8"	24 1/2"	4 5/8"	31"-38"	85 lbs.	1,000 lbs.
8'	25 7/8"	24 1/2"	4 5/8"	26"-30"	65 lbs.	1,000 lbs.

*Ramp OD at Apron is 26 1/4".
*Maximum widths are shown. Narrower custom sizes are available in 1" increments (OD): 24 7/8", 23 7/8", 22 7/8", & 21 7/8". Minimum order quantities may apply.

WALK RAMPS



EASY TO TRANSITION TOE PLATE



REVERSIBLE PANEL DESIGN



LOCKS INTO PLACE

ROM ROADWARRIOR™ LOW PROFILE (LP) WALK RAMP

Quality, durability, performance for straight truck bodies

Features a lightweight cast-magnesium grating with aluminum side rails and has steel bolted construction. The Model R fits most existing carriers; new or retrofit while the Model C uses a C-track mount and a carrier isn't necessary.

SPECIFICATIONS						
NOMINAL RAMP LENGTH	USABLE WIDTH	RAMP WIDTH* (OD)	RAMP HEIGHT	MODEL R	MODEL C	RECOMMENDED DECK HEIGHT
16'	24 1/2"	26 5/16"	3 3/4"	16' 6 5/16"	16' 8 3/8"	57"-64"
14"	24 1/2"	26 5/16"	3 3/4"	15' 3/16"	15' 1 5/8"	47"-56"
12'	24 1/2"	26 5/16"	3 3/4"	12' 8 1/16"	12' 9 1/2"	39"-46"
10'	24 1/2"	26 5/16"	3 3/4"	11' 1 5/16"	11' 2 3/4"	31"-38"

*Maximum widths are shown. Smaller custom sizes are available in 1" increments: 22 15/16", 23 15/16", 24 15/16", and 25 15/16"


WALK RAMPS



OPEN LEG DESIGN



HIGH-TRACTION, ALL-WEATHER WALK SURFACE



GRIPPING TRACTION ON THE APRON

RANDALL FOLDING WALK RAMP

Durable, easy on your legs and back, and keeps all ten digits safe

Features extruded 6061 aluminum alloy, Randall's signature aggressive walk surface, open leg design with optional finger guards, 5" retractable wheels and a recessed latch and deflector plate for easier and safer deployment.

DEPLOYED SPECIFICATIONS							
RAMP LENGTH	USABLE WIDTH	RAMP WIDTH	RAMP HEIGHT	USABLE SIDE RAIL	REC'D DECK HEIGHT	APPROX. WEIGHT	LOAD CAPACITY
14'	24 3⁄8"	25 7⁄8"	4 5⁄8"	2 1⁄16"	47"-56"	154 lbs.	1,000 LBS.*

*Testing of ramps was conducted between 15 and 20 degrees. Load tests were conducted with a 500 lbs. load and 225 lbs. driver.

OPTIONAL CARRIER SPECIFICATIONS**				
	CARRIER LENGTH	WIDTH & HEIGHT CARRIER BODY	WIDTH & HEIGHT AT DOOR	APPROXIMATE WEIGHT
	8'	31" X 10 1⁄2"	32" X 12 3⁄4"	222 LBS.

**Randall Access Walkramps also fit all competitive enclosures.
Note: Bottom of enclosure to ground must be a minimum of 26 inches.

WALK RAMPS



EASY TRANSITION TOE PLATE



WELDED STEEL LEGS



LARGE WHEELS HANDLE TERRAIN

ROM SIDEKICK™ FOLDING WALK RAMP

The only reversible folding walk ramp available

Features include a portable, lightweight cast-magnesium grating, welded steel legs, aluminum side rails, cast aluminum handles, steel bolted fastener construction, single door and double door carrier options and a reversible design.

DEPLOYED SPECIFICATIONS						
NOMINAL RAMP LENGTH	USABLE WIDTH	RAMP WIDTH	RAMP HEIGHT	RECOMMENDED DECK HEIGHTS	APPROXIMATE WEIGHT	LOAD CAPACITY
14'	24 1⁄2"	25 7⁄8"	4 5⁄8"	47"-56"	154 lbs.	1,000 lbs.*

*Testing of ramps was conducted between 15 and 20 degrees. Load tests were conducted with a 500 lbs. load and 225 lbs. driver.

OPTIONAL CARRIER SPECIFICATIONS			
CARRIER LENGTH	WIDTH & HEIGHT CARRIER BODY	WIDTH & HEIGHT AT DOOR	APPROXIMATE WEIGHT
8'	31" X 10 1⁄2"	32 1⁄2" X 12 3⁄4"	222 LBS.

PLATFORMS, STEPS & LADDERS

BUSTIN PLATFORM SPECIFICATIONS								
MODEL	PLATFORM SIZE	WEIGHT CAPACITY	ATTACHED LADDER	RAMP READY	LADDER READY	SAFETY HANDLE	USE AT FRONT DOOR	USE AT MIDDLE DOOR
F100	33 ¼" W X 26" D	350 lbs.	Optional	No	No	No	No	Yes
	33" W X 21" D	450 lbs.						
	40" W X 30" D	450 lbs.						
SLIDE & GO <small>*steps optional</small>	33" W X 26" D	600 lbs.	No	No	No	Optional	Yes	Yes
SPLIT PLATFORM	33 ⅝" W X 34 ½" D	1000 lbs.	No	Yes	Yes	No	Yes	Yes
	34 ½" W X 34 ½" D							
	43" W X 34 ½" D							
TAP 200	31" W X 22" D	500 lbs.	Yes	No	N/A	No	Yes	Consult w/ OEM
TSAP 210A	31" W X 36 ½" D	1000 lbs.	Yes	Yes	N/A	No	Yes	Consult w/ OEM

RANDALL PLATFORM SPECIFICATIONS								
MODEL	PLATFORM SIZE	WEIGHT CAPACITY	ATTACHED LADDER	RAMP READY	LADDER READY	SAFETY HANDLE	USE AT FRONT DOOR	USE AT MIDDLE DOOR
FDP 3434R	34 ½" W X 34 ½" D	1000 lbs.	No	Yes	Yes	No	Yes	Yes
FDP 4334R	43" W X 34 ½" D	1000 lbs.	No	Yes	Yes	No	Yes	Yes
FDP 3123L	31" W X 23" D	500 lbs.	Yes	No	N/A	No	Yes	Consult w/ OEM
FDP 3136LR	31" W X 36" D	1000 lbs.	Yes	Yes	N/A	Yes	Yes	Consult w/ OEM
FDP 4128LH	41" W X 28" D	500 lbs.	No	No	N/A	Yes	Consult w/ OEM	N/A

PLATFORMS

BUSTIN F100 SERIES PLATFORM

Middle door, meet your new under floor platform friend

Features platform widths ranging from 33" to 40", mounts to the trailer frame, has steel construction and aluminum is available. Also has serrated, open grating work surface and works well with the optional Bustin ladder.

SPECIFICATIONS							
PART #	MTL	WIDTH	DEPTH	WT	WT CAPACITY	OPTIONAL LADDER	MTG SIZE
F102	Aluminum	33 ¼"	26"	90 lbs.	350 lbs.	F102A	38" W x 48" D
F105HD	HD Steel	33"	21"	64 lbs.	450 lbs.	F-510	38" W x 30" D
F110	Steel	40"	30"	125 lbs.	450 lbs.	F-510	45" W x 60" D



BUSTIN SLIDE & GO PLATFORM

Space saver, compact design, stability

Features a compact, under floor platform. Can be used as a platform along or with Slide-Away™ step system. Has Aluminum construction with the landing dimensions of 33" wide and 26" Deep. The platform requires only 28" of installation space.

SPECIFICATIONS								
PART #	MTL	LNDG W	LNDG D	TOP OF GRG	STEPS	PROD WT	WT CPTY	TRAILER SPECS
SG-100	Al	33"	26"	2" below body crossbars	N/A	170 lbs.	600 lbs.	Platform only
SG-101	Al	33"	26"		2	205 lbs.	600 lbs. platform;	Includes Slide-Away Step. Ideal mounting height 36"-42"
SG-102	Al	33"	26"		3	218 lbs.	350 lbs. stairs	Includes Slide-Away Step. Ideal mounting height 44"-52"



BUSTIN TAP200A PLATFORM

Pick a door, any door... TAP200 is at your service

The Platform is welded aluminum and can be used at any side door, in multiple applications. The integrated ladder has 4 steps and has a modular construction, allows for each step to be replaced in the field. The ladder folds flat inside the enclosure, which is sold separately.

SPECIFICATIONS						
MTL	LANDING WIDTH	LANDING DEPTH	TOP OF GRATING	STEPS	PRODUCT WEIGHT	WEIGHT CAPACITY
Al	31"	22"	56 ½"	4	68 lbs.	500 lbs.



PLATFORMS




BUSTIN SPLIT PLATFORM

Works with a ladder or walk ramp

Features a 1 ½" space between panels and allows the platform to straddle floor-support-beams within the tunnel, allowing a robust floor load capacity. The platform is ramp or ladder ready and mounts in the trailer floor. The working capacity is 1,000 pounds.

SPECIFICATIONS					
PART #	MATERIAL	LNDG W	LNDG D	PROD WT	WT CPTY
124-APD-026	Aluminum	33 5/8"	34 ½"	74 lbs.	1,000 lbs.
349-APD-022	Aluminum	34 ½"	34 ½"	66 lbs.	1,000 lbs.
349-APD-027	Aluminum	34 ½"	34 ½"	66 lbs.	1,000 lbs.
349-APD-026	Aluminum	43"	34 ½"	90 lbs.	1,000 lbs.



BUSTIN TSAP210 PLATFORM

Also known as "The Double Deck"

Features an expansive 30 15/16" x 36 1/3" D platform surface made of extruded aluminum. The optional integrated ladder has 4 steps and has a modular construction, allows for each step to be replaced in the field. The ladder folds flat inside the enclosure with a ramp and ladder ready design.

SPECIFICATIONS						
MTL	LANDING WIDTH	LANDING DEPTH	TOP OF GRATING	STEPS	PRODUCT WEIGHT	WEIGHT CAPACITY
Al 6061-T6	31"	36 ½"	57"	4	110 lbs.	1,000 lbs.



RANDALL FDP 3434R / 4334R PLATFORM

Side Door, Ramp or Ladder-Ready Floor Deployed Platform

Has an all-weather surface provides superior continuous traction flexibility to attach a ramp or ladder in the parallel or perpendicular positions. The split platform is designed with a 1 ½" space between panels allows the platform to straddle floor-support beams within the tunnel.

SPECIFICATIONS						
MTL	WIDTH	DEPTH	# OF PANELS	REQ TNL HT	PLT W/O WT	WT CAPACITY
Al 6061-T6	34 ½"	34 ½"	3	3"	65 lbs.	1,000 lbs.
Al 6061-T6	43"	34 ½"	4	3"	88 lbs.	1,000 lbs.

PLATFORMS



RANDALL FDP 3123L

Floor Deployed Platform (FDP) side door delivery

Features a 31" W x 23" D platform surface made of extruded aluminum (6061 T6 allow). Randall's signature gripping, all-weather surface is on the platform and steps. The integrated ladder has 4 steps that fold into the tunnel within platform. Has slider pads and rollers for easy deployment and stowage.

SPECIFICATIONS								
MATERIAL	W	D	STAIR LENGTH	DECK HTS	STPS	REQ TNL HT	WT W/ TUNNEL	WT CPTY
Al 6061-T6	31"	23"	53"	44" - 49"	3	3"	365 lbs.	500 lbs.
Al 6061-T6	31"	23"	58"	50" - 56"	4	3"	370 lbs.	500 lbs.


*The adjustable ladder model accommodates varying deck heights from 48" to 56".

RANDALL FDP 3136LR

36" deep, integrated ladder and ramp ready—let's get to work

Features a 36" deep work surface, integrated ladder and has a 1,000 lb working capacity. The platform is ramp ready and has Randall's signature gripping, all-weather surface on the platform and steps. Slider pads are included for easy deployment and stowage.

SPECIFICATIONS						
MATERIAL	WIDTH	DEPTH	DECK HEIGHTS	REQ TUNNEL HT	WEIGHT W/ TUNNEL	WEIGHT CAPACITY
Aluminum 6061-T6	31"	36"	50" - 56"	4"	470 lbs.	1,000 lbs.



RANDALL FDP 4128LH

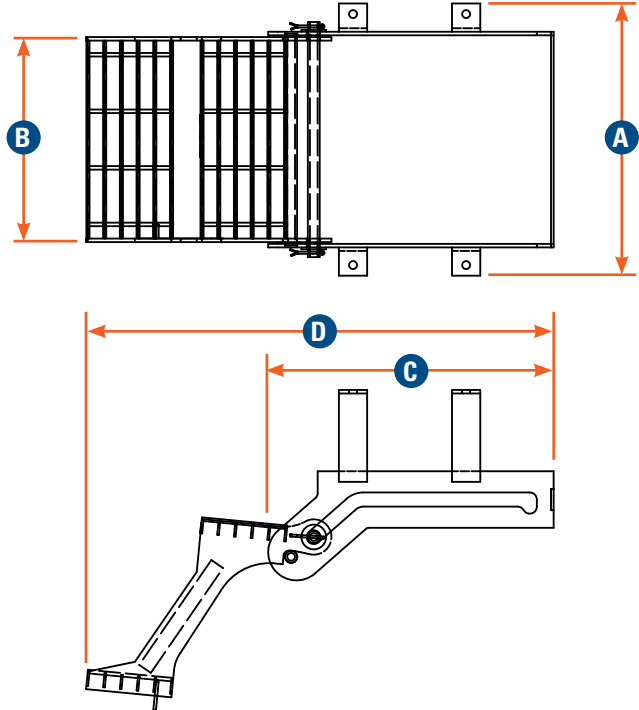
3 points of contact—built in

The platform has an expansive 41" W and 28" D work surface and can be installed on 3" thick insulated floors. The grab handle ensures three points of contact. The platform and steps have Randall's signature gripping, all-weather surface. Slider pads are included for easy deployment and stowage.

SPECIFICATIONS							
MATERIAL	W	D	DECK HEIGHTS	STEPS	REQ TNL HT	WEIGHT W/ TUNNEL	WEIGHT CAPACITY
Al 6061-T6	41"	28"	50" - 56"	4	3"	475 lbs.	500 lbs.



STEPS



BUSTIN SLIDE-AWAY™ RETRACTABLE STEP SYSTEM
Widely used, self-cleaning, deploys and stows in seconds

Features welded steel construction with bolt-on or weld-on configurations, with rear and side door placement. The Retractable Step has a standard finish in red and black is available upon request. There is also a galvanized finish available on select models. The system weighs 30 pounds with a weight capacity of 350 pounds.

SPECIFICATIONS							
REFERENCE		A	B	---	C	D	---
PART #	DESCRIPTION	TOTAL WIDTH	STAIR WIDTH	TREAD WIDTH	CLOSED LENGTH	OPEN LENGTH	WEIGHT
DB0205	1 Step / Weld on	27 ¼"	26 ½"	6 ⅛"	11 13⁄16"	16 5⁄8"	25 lbs.
DB0206	1 Step / Bolt On	31 ¼"	26 ½"	6 ⅛"	11 13⁄16"	16 5⁄8"	30 lbs.
HB0201	2 Step / Weld On	15 ¼"	14 ½"	6 ⅛"	20 3⁄16"	33 1⁄16"	29 lbs.
DB0201*	2 Step / Bolt On	19 ¼"	14 ½"	6 ⅛"	20 3⁄16"	33 1⁄16"	30 lbs.
DB0204	2 Step / Weld On	27 ¼"	26 ½"	6 ⅛"	20 3⁄16"	33 1⁄16"	38 lbs.
DB0203	2 Step / Bolt On	31 ¼"	26 ½"	6 ⅛"	20 3⁄16"	33 1⁄16"	42 lbs.
HB0202*	3 Step / Weld On	15 ¼"	14 ½"	6 ⅛"	34 3⁄16"	56 5⁄16"	44 lbs.
DB0202*	3 Step / Bolt On	19 ¼"	14 ½"	6 ⅛"	34 3⁄16"	56 5⁄16"	48 lbs.
HB0203	3 Step / Weld On	27 ¼"	26 ½"	6 ⅛"	34 3⁄16"	56 5⁄16"	56 lbs.
HB0204*	3 Step / Bolt On	31 ¼"	26 ½"	6 ⅛"	34 3⁄16"	56 5⁄16"	60 lbs.

*Available in a galvanized finish with a five unit MOQ. Note: Weight capacity limit for all models is 350 lbs.

LADDERS



BUSTIN LADDER & PLATFORM SYSTEM
Versatility, portability, lightweight ladder & platform system

Features a Bustin portable ladder-equipped with stainless steel hooks to attach to the flat bar strap mounted on the outside of the trailer. You can add a platform to the ladder and you have an all-in-one system that’s portable, versatile, and weights less than 50 pounds. The optional carrier locks the ladder and platform system in place.

PORTABLE LADDER SPECIFICATIONS				
MATERIAL	HEIGHT RANGE	STEPS	WEIGHT	WEIGHT CAPACITY
Aluminum	52 ½"	4	26 lbs.	350 lbs.

LADDER & PLATFORM COMBO SPECIFICATIONS					
MATERIAL	LANDING WIDTH	LANDING DEPTH	STEPS	PRODUCT WEIGHT	WEIGHT CAPACITY
Aluminum	21" - 40"	18" - 21 3⁄16"	4	40-45 lbs.	350 lbs.



ROM SIDESTEP™ PORTABLE LADDER
High-strength, high-mobility, high-performer

The SideStep™ Portable Ladder is constructed of lightweight aluminum and works on heights up to 56" and hooks are 13 ½" apart. The ratchet and pawl system adjusts to uneven surfaces and the double handrails provide enhanced stability. The adjustable step angles insure safe footings and the system has an optional fully enclosed carrier.

PORTABLE LADDER SPECIFICATIONS				
MATERIAL	HEIGHT RANGE	STEPS	WEIGHT	WEIGHT CAPACITY
Aluminum	56"	4	27 lbs.	350 lbs.

LAST MILE DELIVERY

Smart Safety Solutions for Last Mile Delivery

Speed is what counts in last mile delivery. Our patented FoldPro Shelving solution boasts a unique and intuitive folding design that has been meticulously engineered to offer unparalleled durability, enhance productivity and speed, all while prioritizing safety.

Improve productivity and protect drivers and deliveries with advanced features:

- **Safe, Intuitive, & Ergonomic Operation**
Enjoy effortless one-hand operation with a dependable latch mechanism that holds each shelf securely in place, whether open or closed.
- **Driver Fatigue**
Reduce driver distractions by minimizing vibration and noise with our quiet spring retention shelf latch system.
- **Patented Durable Design**
Strong, yet lightweight aluminum design yields increased payload, achieving 400 lbs. per shelf weight capacity.
- **Flexible Storage**
Maximize available space with the option to stow shelves in a vertical position when not in use.
- **Quick, Easy, and Adjustable**
Avoid installation headaches with assembled components and convenient shelf height adjustment capability.

FoldProSHELVING™

FOLDPRO SHELVING



BEST-IN-CLASS FOLDING SHELVING SOLUTION FOR LAST MILE DELIVERY

Superior Space Utilization for Fast, Flexible Deliveries

Available for Transit, Sprinter, ProMaster, and Box Trucks.

LAST MILE OPTIONS

We fit all delivery van body makes, models, and sizes.



CURTAINS

SEE PAGES 10-13



BULKHEADS

SEE PAGE 6



RAMPS

SEE PAGES 18-23

REAR VIEW SAFETY

Know What's Going on Around You

New technologies are enabling fleet managers every day, providing improved safety, productivity and security for their operators and those around their fleets. Blind spots are quickly becoming a thing of the past, with onboard camera and video systems that allow operators to see potential obstacles well before they arise. For fleet managers, the technology allows them to identify and promote safe driving habits and safeguard their vehicles.

The Safe Fleet Difference:

- **Versatility**
Available in many sizes and configurations to meet your needs.
- **Clarity**
High resolution LED monitors with viewing ranges from 130° rear views to full 360° all around views.
- **Durability**
Monitors designed to withstand high-speed roadway vibrations with impact-resistant housing, as well as waterproof and heated monitor options to take on any inclement weather.
- **Light Sensitivity**
Built-in sensors with night vision and infra-red illuminators.
- **Quick, Easy, and Adjustable**
Quick connect cabling or wireless.



CAMERA & VIDEO SOLUTIONS

AIR VUE™

Wireless That ACTUALLY Works

Air Vue™ supports Full HD video and is compatible with RVS monitors, and AHD/FHD cameras. Interference-resistant signal guarantees a 300FT barrier-free transmission range over double or triple tandem trailers.

FEATURES

- | | |
|-----------------------|----------------------------|
| ▪ Auto-Pairing | ▪ Confusion-Free Pairing |
| ▪ Strong Signal | ▪ Caters to Large Vehicles |
| ▪ Robust Build | ▪ Easily Integrated |
| ▪ Speedy Installation | ▪ High Resolution |
| ▪ Effortless Usage | |



MOBILE MULE™ AI

The AI-Powered Dual Dash Cam

MobileMule™ AI is the cost-effective, scalable, and integrated Driver Behavior & Coaching solution that doesn't sacrifice privacy for safety.

FEATURES

- | | |
|-----------------------------------|------------------------------|
| ▪ AI-Powered Driver Facing Camera | ▪ Multi-Level Privacy Option |
| ▪ Facial Recognition Software | ▪ Cloud Storage |
| ▪ Real-Time Capabilities | ▪ Emergency Aid |
| ▪ External Events Detection | |



BACKUP CAMERAS & SENSORS

Get The Complete Picture

Informed drivers are better drivers. Backup camera systems open up the road, give drivers a better understanding of their surroundings, and improve decision-making.

FEATURES

- | | |
|---------------------------|------------------------------|
| ▪ Multiple Configurations | ▪ Cover All Angles |
| ▪ Diverse Selection | ▪ Renowned Technical Support |
| ▪ Durable & Rugged Builds | ▪ Assurance of Quality |



SAFE FLEET BRAND LOCATIONS

Brand Locations

A

Vancouver, BC

SEON FleetMind

B

Eagan, MN

PRIME DESIGN

C

Gladwin, MI

Roll-Rite

D

El Cajon, CA

PULLTARPS

E

N. Baltimore, OH

Roll-Rite PULLTARPS

F

Brooklyn, NY

RVS

G

Nesconset, NY

FRC FOAMPRO

H

Charlotte, NC

SPECIALTY MANUFACTURING TRANSPEC PRETORIA MobileView

I

Maitland, FL

COBAN Mobile-Vision

J

Elkhart, IN

ELKHART BRASS MIRRORS

K

Elmhurst, IL

R RANDALL

L

Houston, TX

COBAN Mobile-Vision

M

Dovercourt, Essex, UK

DURITE

N

Saffron Walden, Essex, UK

Labcraft DESIGN LED LIGHTING

Service Centers

O

Henderson, CO

Roll-Rite PULLTARPS

P

Chicago, IL

Kerr INDUSTRIES

Q

Toronto, ON

Kerr INDUSTRIES

R

Detroit, MI

Kerr INDUSTRIES

S

Torrington, CT

Roll-Rite

T

Farmingdale, NY

American Van

U

Lodi, NJ

American Van

V

Orlando, FL

American Van

W

Dallas, TX

Kerr INDUSTRIES

Brand Locations & Service Centers

X

Belton, MO
Lone Jack, MO

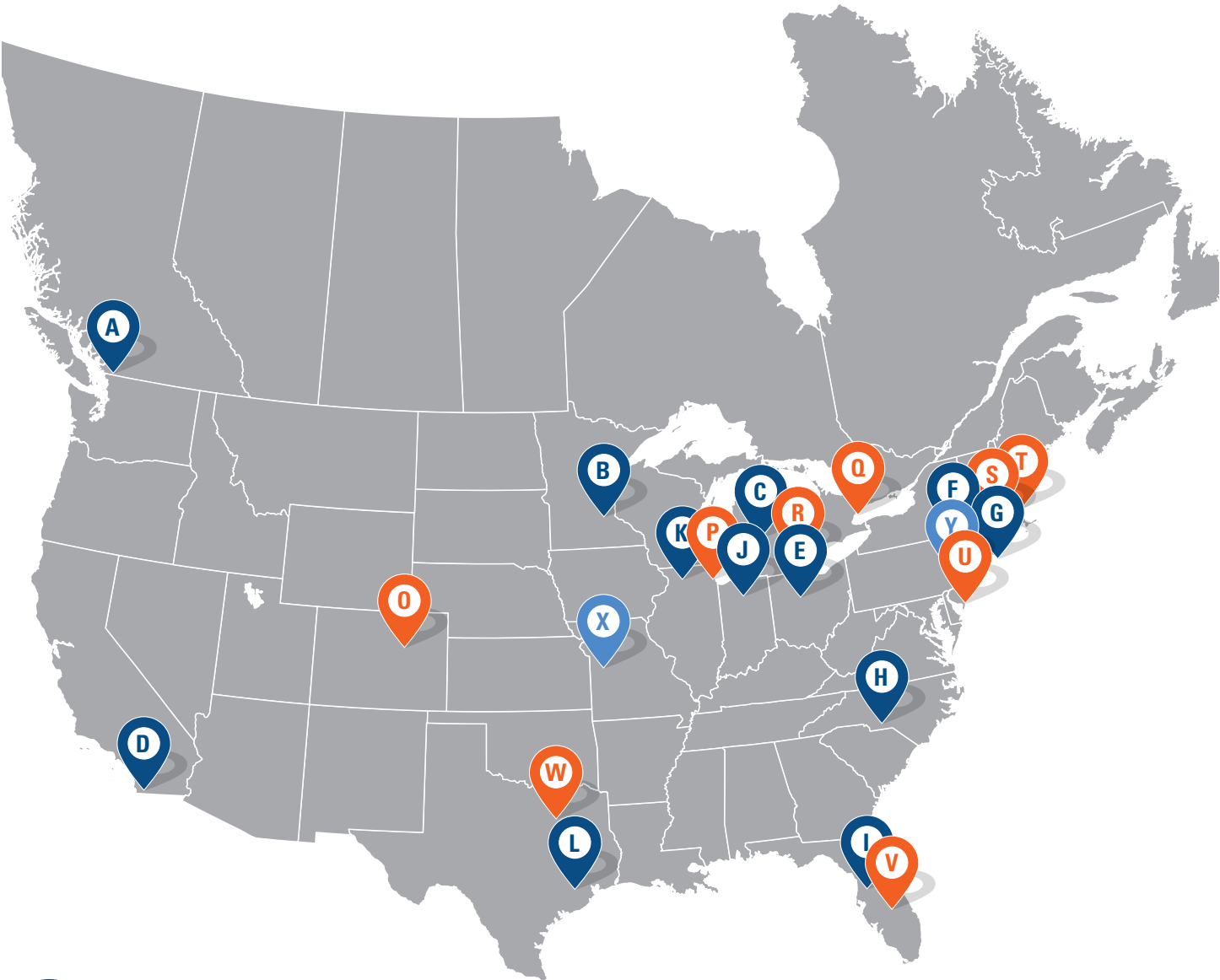
ROM R RANDALL Bustin AMFS+

Y

Lakewood, NJ

American Van

SAFE FLEET BRAND LOCATIONS



Brand Locations

Service Centers

Brand Locations & Service Centers



As the trusted fleet safety experts, Safe Fleet has a vision to reduce preventable deaths and injuries in and around fleet vehicles. Our best-of-breed smart safety solutions form a uniquely integrated safety platform for fleets of every type. That, along with our 1800 employees and 15 manufacturing locations, serve customers across North America, Europe and Asia. We innovate and deliver the smart solutions that fleets will need to survive and thrive in a changing world – and ensure that drivers, passengers and pedestrians arrive home safely.

TEMPERATURE CONTROL PRODUCTS


1.800.323.7424

rmi.orders@safefleet.net

ACCESS

1.800.827.3692

rom.orders@safefleet.net



SCAN QR CODE TO LEARN MORE



FOLLOW US ON SOCIAL MEDIA

LEARN MORE @ [SFTRUCKANDTRAILER.NET](https://sftruckandtrailer.net)

FM-8.2-336 / Rev G / 04-02-24

Copyright ©2024 Safe Fleet and its subsidiaries. All rights reserved. No part of this publication may be reproduced by any means without written permission from Safe Fleet. The information in this publication is believed to be accurate. However, Safe Fleet does not make any representation or warranty to that effect and does not assume responsibility for any consequences resulting from use of such information. Revisions or new editions of the publication may be issued (or not issued) in our discretion to incorporate such changes. **IMPORTANT NOTICE:** No system can prevent all incidents. Inattentive drivers, weather, erratic student behavior, and other factors can inhibit detection and overall system performance. Drivers must always keep proper lookout.

1.877.630.7366
safefleet.net

SAFE  FLEET
Driving Safety Forward™